



Ambiq Content Portal Quick Start Guide (External)

The Ambiq Content Portal gives you access to the latest Ambiq product documentation including Datasheets, Product Briefs, Selector Guides, White Papers, Family Brochures, User's Guides, Application Notes, Getting Started Guides, Design Files, Programmer's Guide, Quick Start Guides, Errata, SDK, and more.

Ambiq Content Portal Homepage Overview

The following is an overview of the Ambiq Content Portal interface:

1. Profile Icon
2. Quick Search Access
3. Top Search Bar
4. Homepage
5. Company News
6. Products
7. Search
8. Browse By
9. New Content
10. Your Frequently Used
11. Contact Us

Accessing Ambiq Content Portal

Logging into the Ambiq Content Portal

This procedure applies to existing users only.

1. Go to <https://contentportal.ambiq.com>.
2. Type your email address in the **Email Address** box.
3. Type your password in the **Password** box.
4. Check the **Remember me** check box (optional).
5. Click **Login**.

Registering a New Account in the Ambiq Content Portal

Use this procedure to register a new account:

1. Go to <https://contentportal.ambiq.com>.
2. Click on **Register here**.
3. Fill out the form.
4. Click **Create Account**.

Requesting for a New Password

Use this procedure to request for a new password:

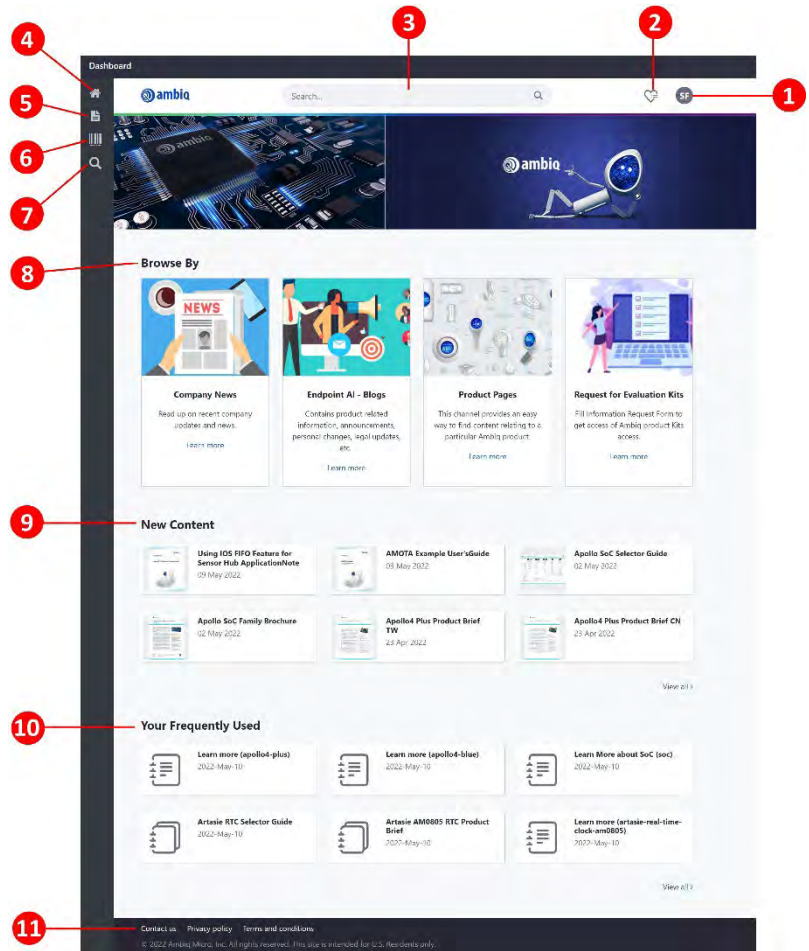
1. Go to <https://contentportal.ambiq.com>.
2. Click **Forgot password**.
3. Enter your email address in the **Email Address** box.
4. Type the text verification in the **Text Verification** box.
5. Click **Send New Password**.

Signing out of the Ambiq Content Portal

Use this procedure to sign out of the Ambiq Content Portal:

- Click on your profile icon and select **Sign out**.

For more information contact content.portal@ambiq.com



Ambiq Content Portal Search Feature Overview

The following is an overview of the Ambiq Content Portal search interface:

1. Profile Icon
2. Quick Search Access
3. Top Search Bar
4. Homepage
5. Company News
6. Products
7. Search
8. Search Filters
9. Contact Us
10. Search Result Pane
11. Favorite Icon
12. Search Result View Options

Searching for a Document

Use the following option to search for a document:

- **Option 1: Search Box**
 1. Type a value in the **Search** box (item 3) and press **Enter**.
 2. Click on the appropriate document in the search results (item 10).
- **Option 2: Search Filters**
 1. Click on the **Search** icon (item 7).
 2. Select the appropriate search filter options (item 8).
 3. Click on the appropriate document in the search results (item 10).

Changing the Search Result View

On the search result pane (item 10), click on one of the following search result view options (item 12):

- **List View** – shows the search results in list view
- **Thumbnail View** – shows the search results in thumbnail view

Viewing Recent and Favorite Documents

Use this procedure to view recent and favorite documents:

1. Click on the **Quick Search Access** icon (item 2) in the top right corner.
2. Select one of the following options:
 - **Favorites** – shows favorite documents
 - **Recents** – shows recently viewed documents

Setting a Document as Favorite

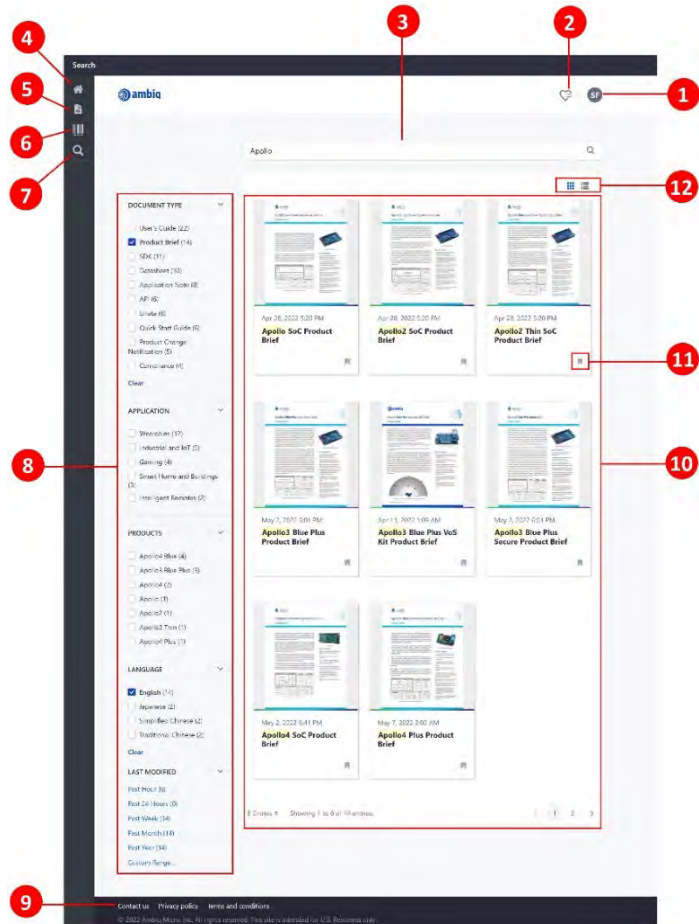
Use this procedure to set a document as a favorite:

1. Search for the appropriate document.
2. Click on the **Favorite** icon (item 11) on the appropriate document.
 Note: To remove document from favorite list, click on the **Favorite** icon again.

Contacting Ambiq

Use this procedure to contact Ambiq:

1. Click on the **Contact Us** link (item 9) on the footer.
2. Complete the form.
3. Click **Submit**.



Email Address 

Password

Remember Me

Login


[Forgot password?](#)

Don't have an account? [Register here](#)

Or




By submitting the information on this form, you agree to receive communication from Ambiq Micro and acknowledge Ambiq Micro's [Privacy Statement](#)



Preparing to download





[About Us](#)

[Applications](#)

[Blog](#)

Careers

Contact Us

eStore

Glossary

News & Events

Partners

Privacy Policy

Products

Resources

Support

Technology

Austin 6500 River Place Blvd., Building 7, Suite 200 Austin, Texas 78730, USA Tel: +1 (512) 879-2850

Shanghai Suite 1302, Crystal Plaza T1, No.1359 Yaolong Road, Pudong New District, Shanghai, China 200124
email: sales_china@ambiq.com

Taiwan 15F-2, No.8, Ziqiang S. Rd., Zhubei City Hsinchu County 302, Taiwan (R.O.C.)

Shenzhen Room 2503, T2 building, Shen Ye Shang Cheng (South district), No. 5001 Huanggang Road, Futian District, Shenzhen, Guangdong Province, China 518033 email: sales_china@ambiq.com

Singapore Level 39, Marina Bay Financial Centre Tower Two, Unit 3905 10 Marina Boulevard, Singapore 018983

2023 Ambiq Micro, Inc.

[Terms and Conditions](#)

Designed & Developed by Bambuk Studio

